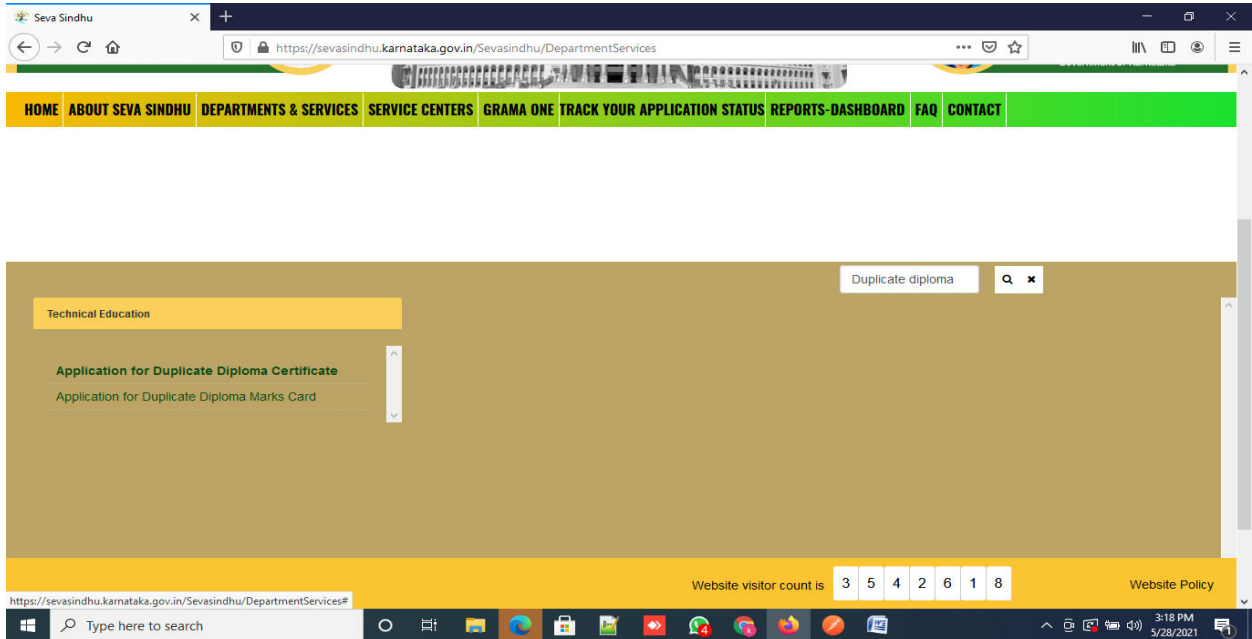


ತಾಂತ್ರಿಕ ಶಿಕ್ಷಣ ಇಲಾಖೆ
Department of Technical Education
ನಕಲು ಡಿಪ್ಲೊಮಾ ಅಂಕಪಟ್ಟಿಗಾಗಿ ಅರ್ಜಿ
Application for Duplicate Diploma Marks Card

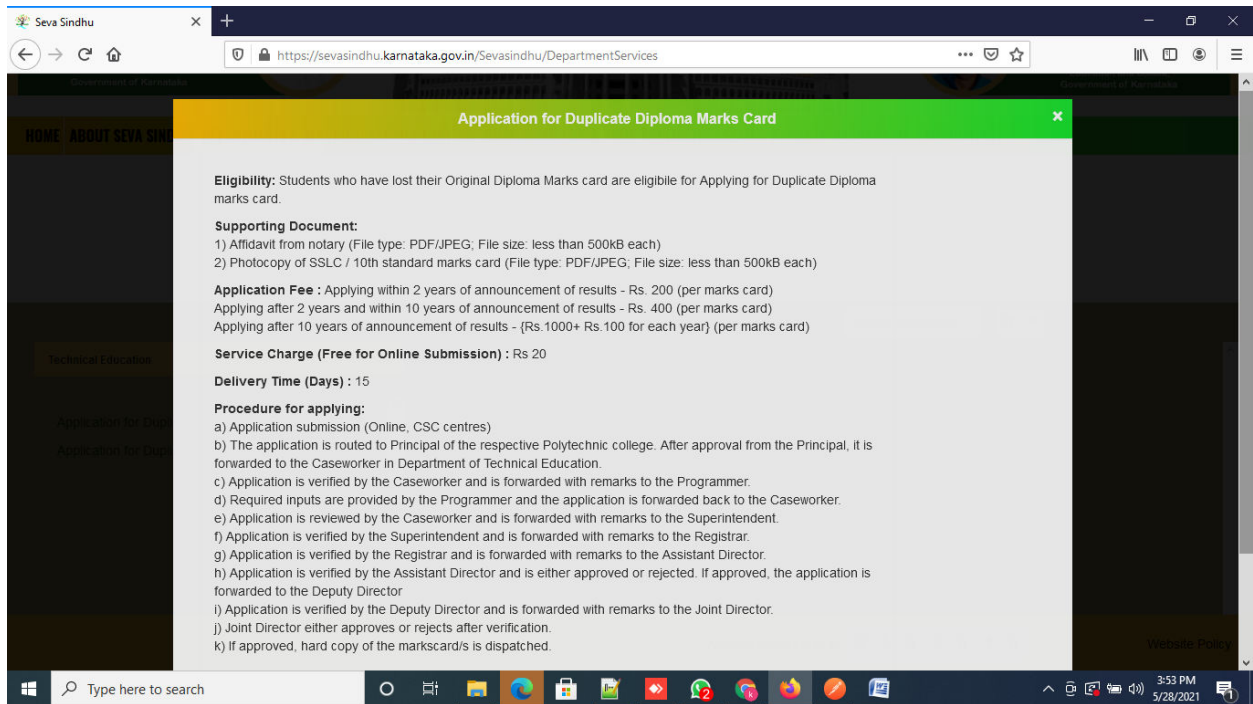
Step 1: Go to sevasindhu.karnataka.gov.in website and click on **Departments & Services**



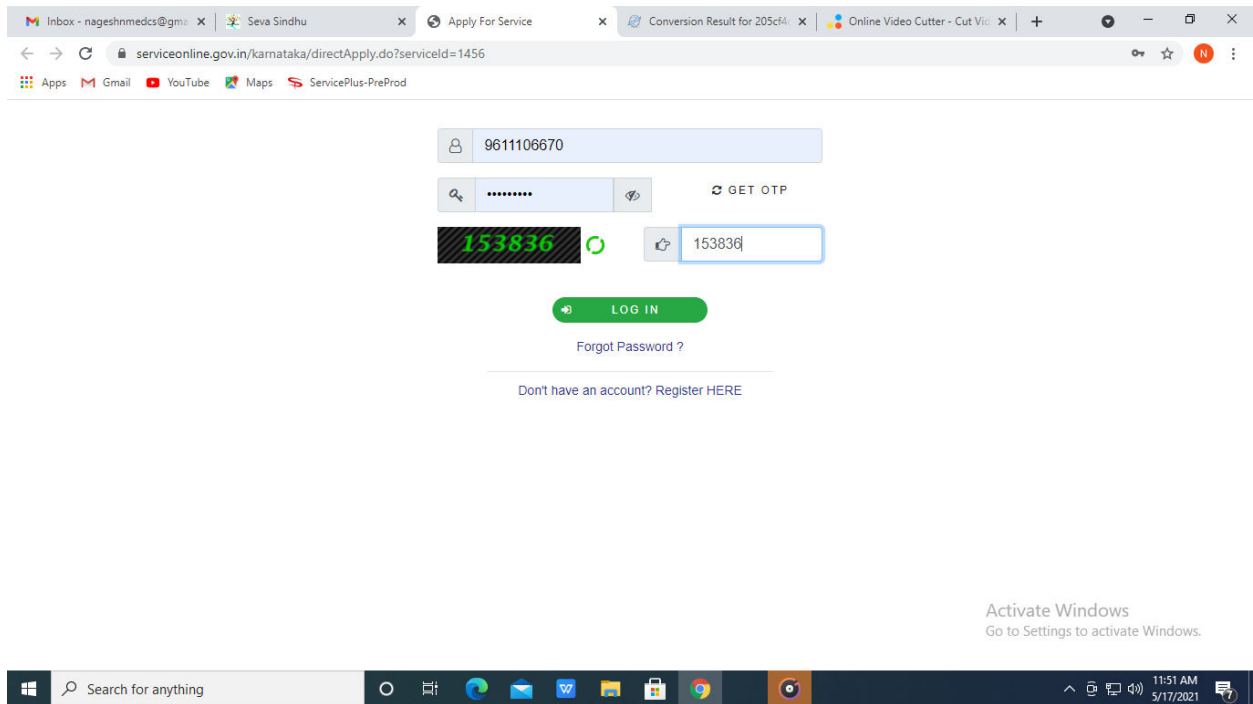
Step 2: Click On **Department of Collegiate Technical Education** and select **Application for Duplicate Diploma Marks Card**. Alternatively, you can search for Application for Duplicate Diploma Marks Card in the **search option**.



Step 3 : Click on Apply online



Step 4: Enter the username, password/OTP, captcha and click on Log In button



Step 5 : Fill the Applicant Details & Photocopies details

ಕಾಲೇಜು ಮತ್ತು ತಾಂತ್ರಿಕ ಶಿಕ್ಷಣ ಇಲಾಖೆ
Department of Collegiate Technical Education
ನಕಲು ದಿವ್ಯೂಮ ಅಂಕಪಟ್ಟಿಗಾಗಿ ಅರ್ಜಿ
Application for Duplicate Diploma Marks Card

Applicant Details/ಅರ್ಜಿದಾರರ ವಿವರಗಳು

Applicant Full Name/ಅರ್ಜಿದಾರರ ಪೂರ್ಣ ಹೆಸರು * Kavya G D

Scheme/ಯೋಜನೆ * Annual/ವಾರ್ಷಿಕ

College Code/ಕಾಲೇಜು ಕೋಡ್ * 503

College Name/ಕಾಲೇಜು ಹೆಸರು * MOTHER THERESA POLYTECHNIC

College Location/ಕಾಲೇಜು ಸ್ಥಳ * KOLAR

Mobile Number(SMS notifications will be sent to this number)/ಮೊಬೈಲ್ 9496006035

Show all X

Step 6: Verify the details. If details are correct, select the **checkbox ("Yes") & Submit**

Declaration/ಘೋಷಣೆ

I hereby declare that the particulars furnished in this form are true to the best of my knowledge/ಈ ಅರ್ಜಿಯಲ್ಲಿ ನನ್ನ ಅರಿವಿನಿಂದ ಒದಗಿಸಿರುವ ಎಲ್ಲಾ ವಿವರಗಳು ನೈಜವಾಗಿರುತ್ತವೆ ಎಂದು ಘೋಷಿಸುತ್ತೇನೆ.

I Agree *

Word verification

721286

Please enter the characters shown above

721286

Draft Submit Close Reset

Step 7: A fully filled form will be generated for user verification

The screenshot shows a web browser window with the URL serviceonline.gov.in/karnataka/applyPageForm.do. The page displays a form for user verification with the following details:

Applicant Details / ಅರ್ಜಿದಾರರ ವಿವರಗಳು

Applicant Full Name / ಅರ್ಜಿದಾರರ ಪೂರ್ಣ ಹೆಸರು: Kavya G D
Father's name / ತಂದೆಯ ಹೆಸರು: Doddakamaiah
Mobile Number (SMS notifications will be sent to this number)/ವಿ.ಸಂಖ್ಯೆ ಸಂಖ್ಯೆ (ಎಸ್.ಎಂ.ಎಸ್ ಸಂದೇಶಗಳನ್ನು ಈ ಸಂಖ್ಯೆಗೆ ಕಳುಹಿಸಲಾಗುವುದು): 8496006935
E-Mail ID (E-Mail notifications will be sent to this ID)/ಇ-ಮೇಲ್ ಐಡಿ (ಇ-ಮೇಲ್ ಸಂದೇಶಗಳನ್ನು ಈ ಐ.ಡಿ.ಗೆ ಕಳುಹಿಸಲಾಗುವುದು): kavya@gmail.com
Hidden DOB ekyc: 18-07-1994

Postal Address / ಪೋಸ್ಟಲ್ ವಿಳಾಸ

Address 1 / ವಿಳಾಸ 1: 165.gatiagollahalli.Koratagere taluk, tumkur dist
Address 2 / ವಿಳಾಸ 2: Bulkkapatna post
Address 3 / ವಿಳಾಸ 3: Bulkkapatna post
Country / ರಾಷ್ಟ್ರ: India
State / ರಾಜ್ಯ: KARNATAKA
District / ಜಿಲ್ಲೆ: TUMAKURU
PIN Code/ ಪಿನ್ ಕೋಡ್: 572129

College Details / ಕಾಲೇಜು ವಿವರಗಳು

Step 8 : Click on Attach annexures

The screenshot shows the same web browser window, now displaying the Declaration and Additional Details sections of the form:

Declaration/ಘೋಷಣೆ

I hereby declare that the particulars furnished in this form are true to the best of my knowledge/ಈ ಅರ್ಜಿಯಲ್ಲಿ, ನನ್ನ ಅರಿವಿನಿಂದ ಒದಗಿಸಿರುವ ಎಲ್ಲಾ ವಿವರಗಳು ನೈಜವಾಗಿರುತ್ತವೆ ಎಂದು ಘೋಷಿಸುತ್ತೇನೆ.
I Agree: Yes

Additional Details

Apply to the Office: Polytechnic Institutions Office/Polytechnic Institutions- MOTHER THERESA POLYTECHNIC - 503

Draft Reference No: Draft_TE010S/2021/00510

28/5/2021 03:55:46 IST <http://serviceonline.gov.in/karnataka>

Buttons: [Attach Annexure](#), [Edit](#), [Cancel](#), [Click here to initiate new application](#)

Step 9: Attach the annexures and click on save annexures

The screenshot shows the 'ATTACH ENCLOSURE(S)' form in the ServicePlus application. The form has a table with columns for 'Type of Enclosure', 'Enclosure Document', and 'File/Reference'. Two rows are visible:

Type of Enclosure	Enclosure Document	File/Reference
Affidavit from Notary	Affidavit from notary	Choose File RD100S210000060 (1).pdf Scan Fetch from Digilocker
Photocopy of SSLC / 10th standard marks card	Photocopy of SSLC / 10th standard ma	Choose File RD100S210000060.pdf Scan Fetch from Digilocker

At the bottom of the form, there are three buttons: 'Save Annexure' (green), 'Cancel' (red), and 'Back' (blue). The browser's taskbar shows the time as 3:56 PM on 5/28/2021.

Step 10 : Saved annexures will be displayed and click on Esign and Make Payment to proceed.

The screenshot shows the 'Annexure List' and 'Additional Details' section in the ServicePlus application. The 'Annexure List' contains four items:

- 1) Attested marks cards of all semesters / years i.e. (one marks card each from 1st semester to 6th semester / 1st year to 3rd year + the failed sems / years)
- 2) Attested marks card 2 of semester/year
- 3) Attested marks card 3 of semester/year
- 4) Attested marks card 4 of semester/year

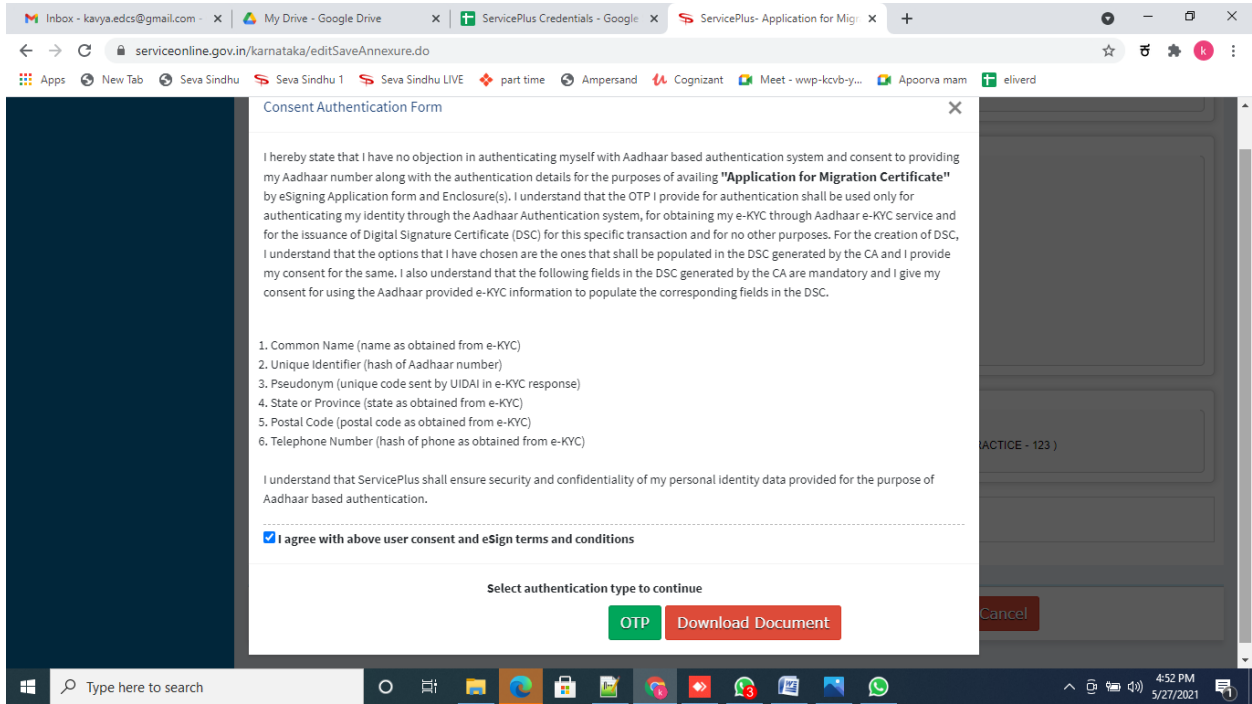
The 'Additional Details' section shows:

Apply to the Office: Polytechnic Institutions Office(Polytechnic Institutions- G R INST OF COMMERCIAL PRACTICE - 123)

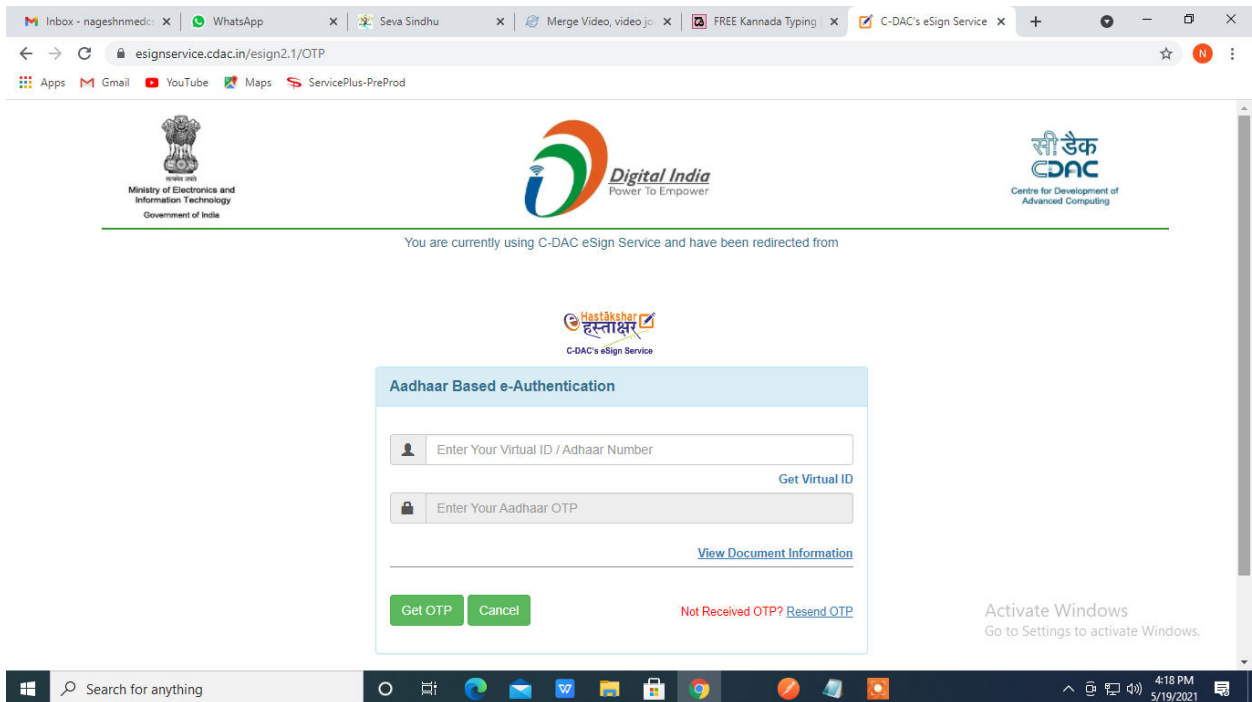
Draft Reference No.: TE005210000220

At the bottom of the form, there are two buttons: 'eSign and Make Payment' (green) and 'Cancel' (red). The browser's taskbar shows the time as 4:51 PM on 5/27/2021.

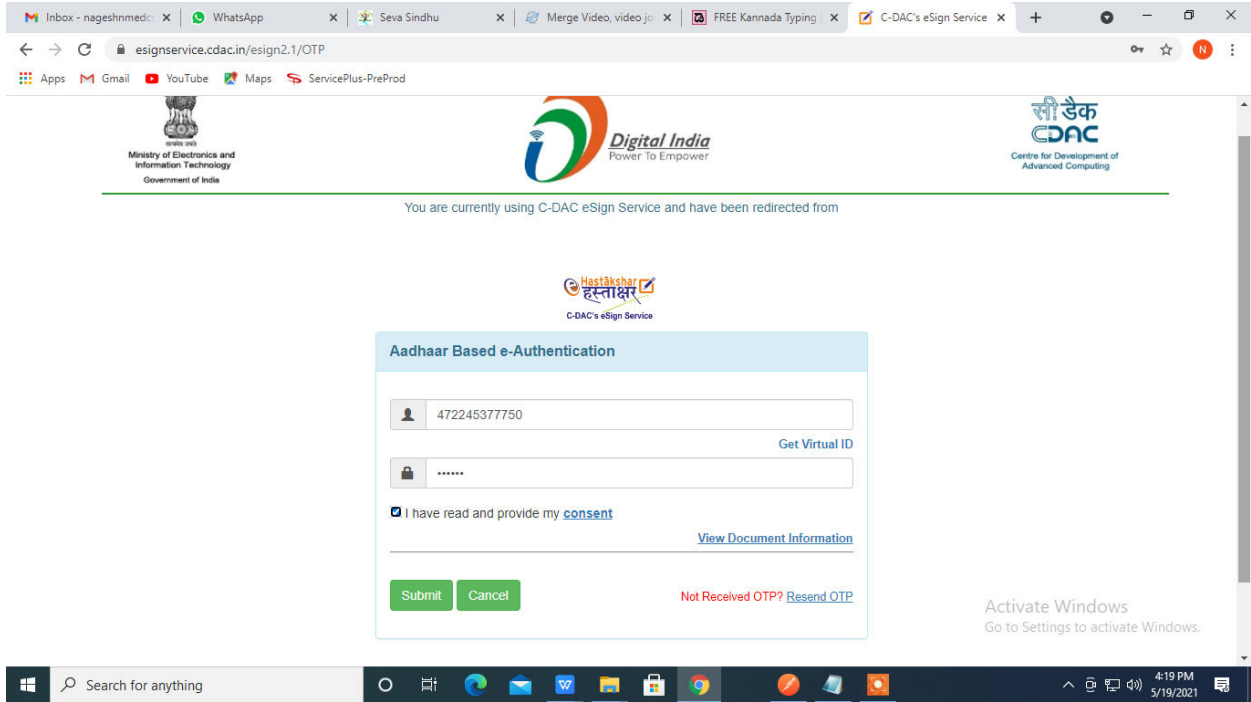
Step 11 : Click on I agree with above user consent and eSign terms and conditions and Select authentication type to continue



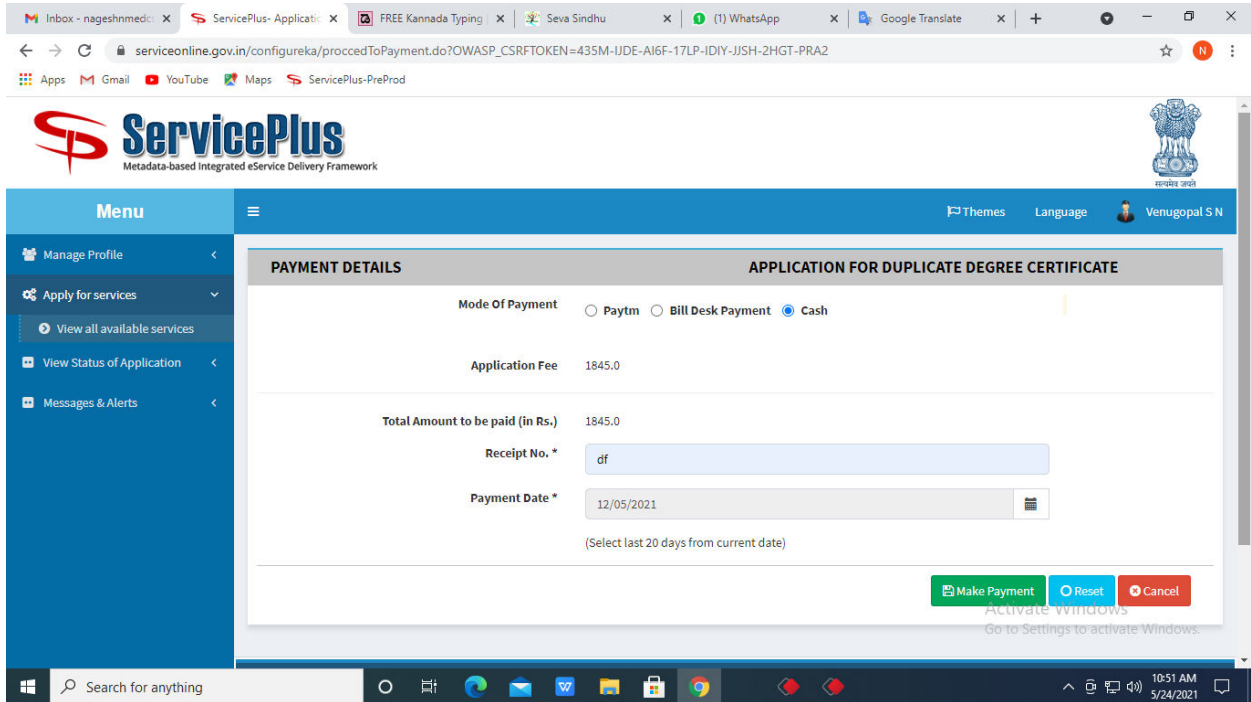
Step 12 : Enter Aadhar Number and click on get OTP



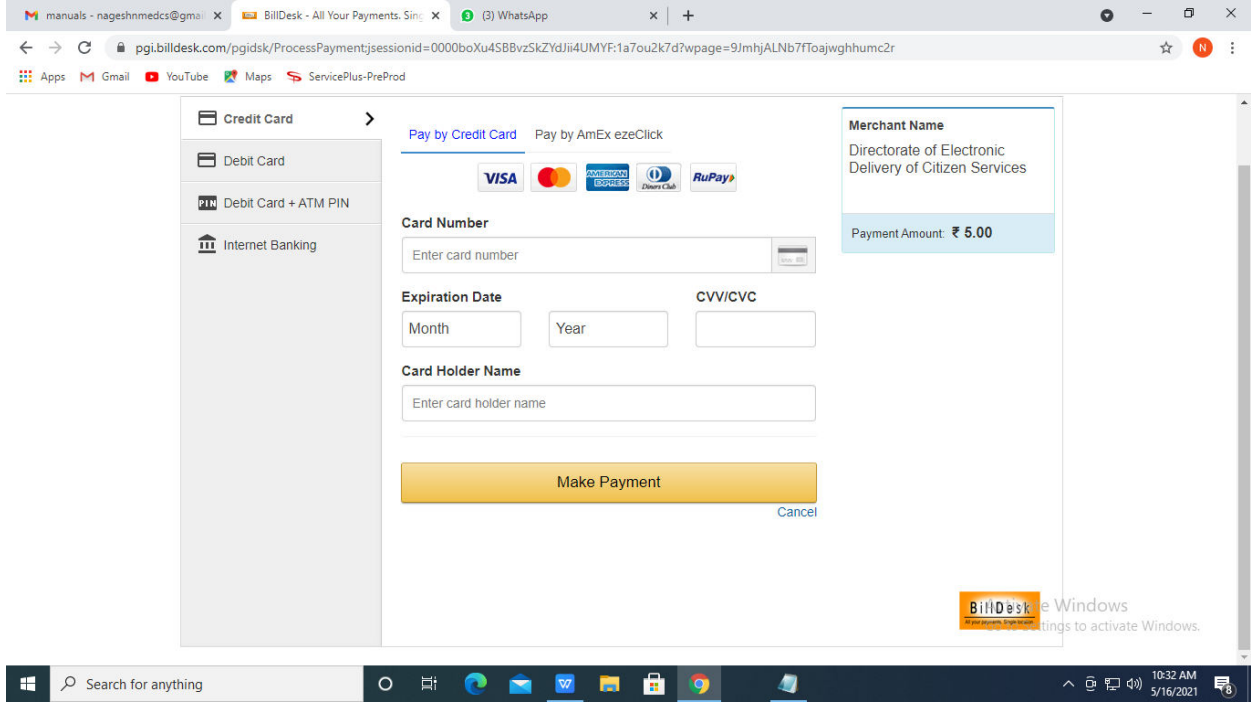
Step 13 : Enter OTP and click on Submit



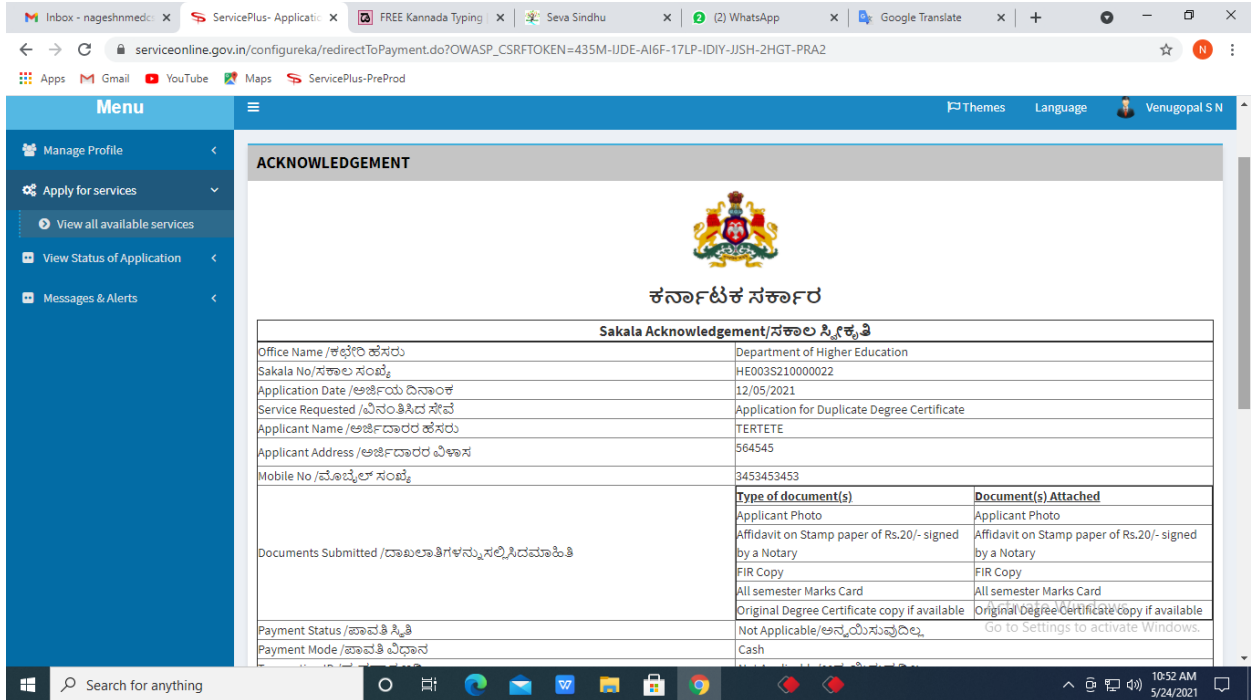
Step 14 : Select the Mode of Payment and click on Make Payment to proceed



Step 15 : Select preferred payment method (Credit Card/Debit Card/Internet Banking), enter the required details and click on make payment



Step 16 : After payment is successful, acknowledgement will be generated. Acknowledgment consists of applicant details, application details and the payment details for applicant's reference.



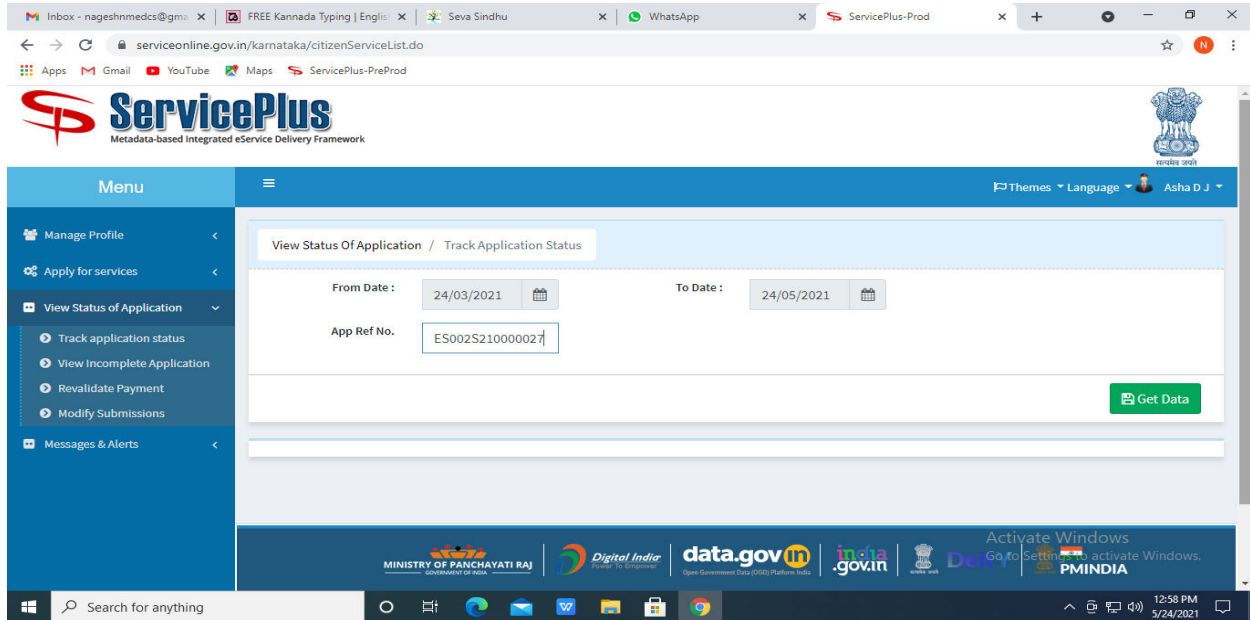
Step 17 : To download the certificate, go to the sevasindhu.karnataka.gov.in and click on **Registered Users Login Here**

The screenshot shows the homepage of the Seva Sindhu Government of Karnataka website. The header includes the state emblem and the text 'SEVA SINDHU GOVERNMENT OF KARNATAKA'. Below this, there are portraits of the Hon'ble Chief Minister, Sri. B. S. Yediyurappa, and the Hon'ble Minister of Primary & Secondary Education and Sakala, Sri. S. Suresh Kumar. A navigation menu contains links for HOME, ABOUT SEVA SINDHU, DEPARTMENTS & SERVICES, SERVICE CENTERS, GRAMA ONE, TRACK YOUR APPLICATION STATUS, REPORTS-DASHBOARD, FAQ, and CONTACT. Three main service buttons are visible: 'DEPARTMENTS & SERVICES', 'NEW USERS REGISTER HERE', and 'REGISTERED USERS LOGIN HERE'. The footer includes a 'Website visitor count' of 33745808 and a copyright notice for 2021.

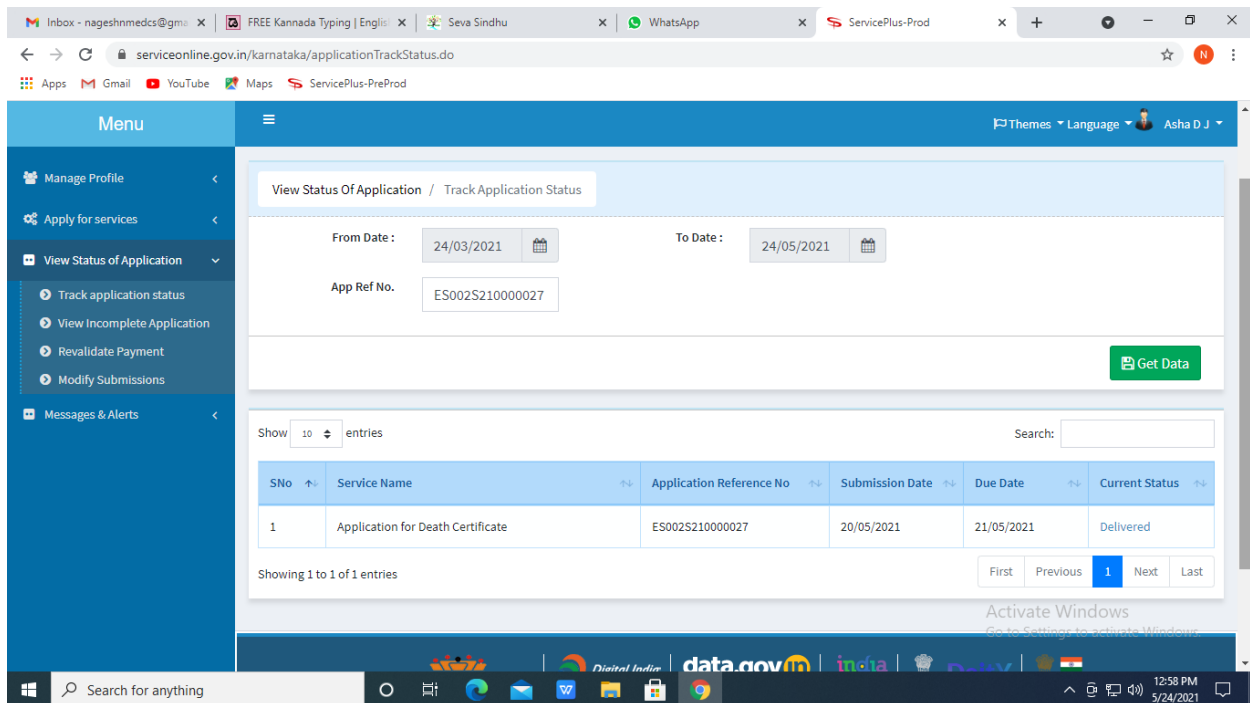
Step 18 : Once the login page is open, enter your username, password/OTP, captcha and click on **Submit**.

The screenshot shows the login page of the Seva Sindhu Government of Karnataka website. The page is titled 'Apply for Service' and 'Check Your Application Status'. The 'Apply for Service' section contains a form with a username field (9611106670), a password field, a 'Get OTP' button, a captcha field (552519), and a 'Submit' button. Below the form are links for 'Forgot Password', 'New user? Register here', and 'Know Your Eligibility'. The 'Check Your Application Status' section contains a form with a 'Select Department' dropdown, a 'Select Service' dropdown, an 'Enter your Application ID' field, and a 'Check Status Now' button. The footer includes a copyright notice for 2021 and the text 'Powered by SERVICEPLUS'.

Step 19 : Click on **View Status of Application** --> **Track application status**. Enter Application Reference Number (you can refer to Acknowledgment/SMS to get Application Reference Number) and click on **Get Data**.



Step 20 : Check Current Status of the application. If it is delivered, Click on **Delivered**.



Step 21 : Under Issue Document(s), click on **Output certificate**

Showing 1 to 1 of 1 entries

S.No.	Task Name	Form Details	Issued Document(s)	Status	Remarks
1	Application Submission	View	Acknowledgement	Completed	NA
2	Push application data to DB	NA	Nil	Forwarded	View
3	Callback Webservice	NA	Output Certificate	Delivered	View

Step 22 : Duplicate Diploma Marks Card will be downloaded. You can print the certificate if required.

Test Data - Test Data

Mangalore University

No: HE003S210000023
Date: 24/05/2021

Sub: Approval of Issue of Duplicate Degree Certificate

We are pleased to inform you that the Duplicate Degree Certificate HE003S210000023 has been dispatched to your mailing address provided to the University

The Dispatch details are as follows:

Courier Name / Post.tet
Dispatch Date 24/05/2021
Tracking ID .test
Website address of the Courier / Speed Post.es
For any clarification please contact us.

Date :24/05/2021
Registrar